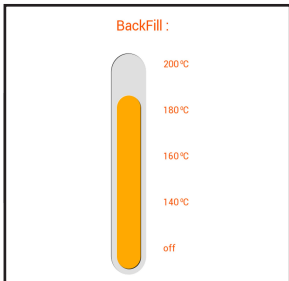
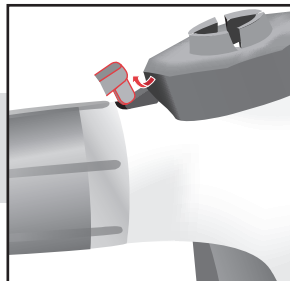


**Regular Maintenance (Day to Day Cleaning) - Tools you will need: Multi-Tool • Cleaning brush (or 1/8" diameter cotton swab) and Cleaning solution • Disposable cloth**



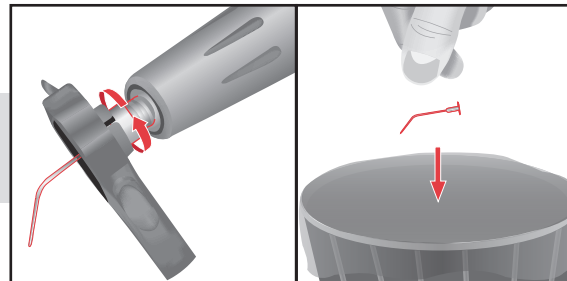
**STEP #1**

Extrude all remaining gutta percha while unit is still hot. Then, ensure that your Obtura III MAX is turned off, unplugged, and cooled.



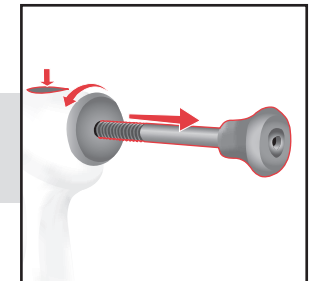
**STEP #2**

Unlatch and remove the thermal protector using the Multi-Tool



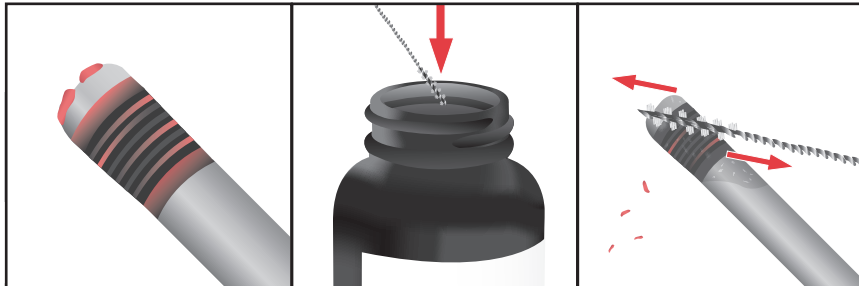
**STEP #3**

Use the Multi-Tool to unscrew the needle nut from the heater thread. Set aside the needle nut. Dispose of the needle (for optimum performance, Obtura applicator needles should be used only once).



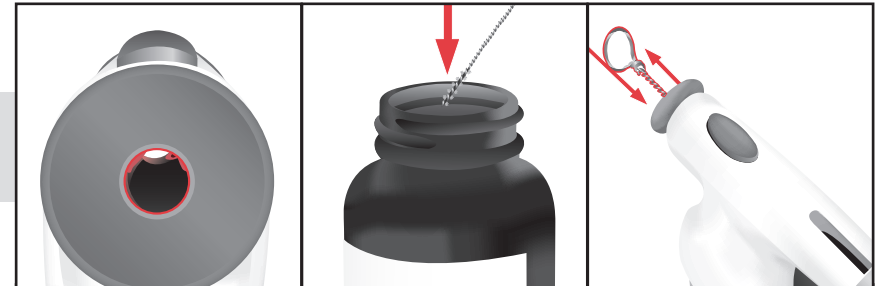
**STEP #4**

Push and hold the release button, removing the plunger shaft and bushing from the handpiece. Clean & inspect bushing for cracks.



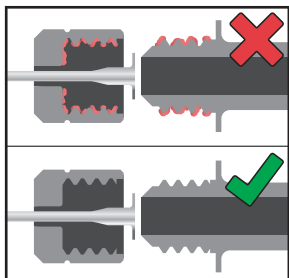
**STEP #5**

Inspect the plunger seal for gutta percha. If gutta percha is present, dip the cleaning brush into the cleaning solution, fully coating the brush. Clean the plunger seal with the cleaning brush in a back and forth motion until all visible gutta percha is cleared.



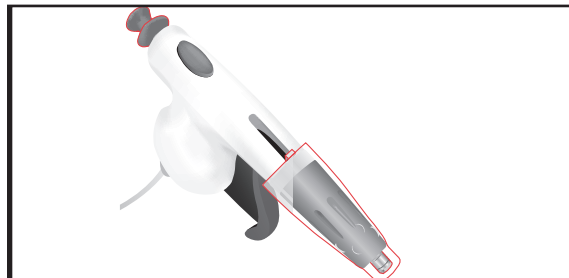
**STEP #6**

Inspect the inside of the handpiece shaft for gutta percha. If gutta percha is present, re-dip the cleaning brush into the cleaning solution, fully coating the brush. Place the cleaning brush inside the handpiece shaft and clean in a back and forth motion until all visible gutta percha is cleared.



**STEP #7**

Inspect threading for residual gutta percha. Remove with wire brush if present. Threading must be free from residue for proper seating of the needle & needle nut.



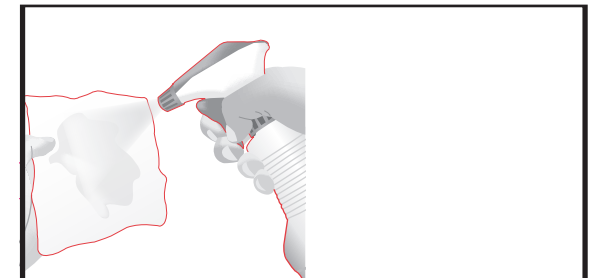
**STEP #8**

Reassemble all components in the reverse order from which they were detached. Place the handpiece back on its cradle.



**WARNING**

At no point should any part of the Obtura III MAX handpiece be submerged into the cleaning solution.



**NOTE**

For optimal care, use Birex<sup>®</sup> solution to clean, disinfect and deodorize your Obtura III MAX. Always spray cleaning solution into a disposable cloth, then wipe down. Never spray directly onto the handpiece.

**Obtura Spartan certifies the use of CaviCide as an alternative**  
1032\_C

